

Now we begin our journey into the entire book of the Revelation. The goal will be to come away from this study with a good understanding of all that is in these chapters. We may not understand what it all means; however, we want to know what it says. In order to do a good job with overviewing the book, this course is designed to take you through the book of the Revelation several times in various ways.

Let me encourage you. Don't get overwhelmed, and don't get discouraged. It may seem like we are flying over the passages and you are missing so much. Just remember that we will revisit each chapter and by the end, you will be familiar with the whole book. In fact, by the time we are through, you may be able to close your eyes and see it all dancing before you in your brain. Wouldn't that be exciting.

So stay with us; give it your best, and be ready for the thrill of seeing things start dropping into place as we walk very carefully through this incredible book.

In order to get the most out of this study, you have to be willing to do something that comes very hard to many people. You need to forget everything that you think you know about Revelation. Many of us have been taught certain things and we hold onto to certain ideas that we like. Those teachings will bend the way we think. Just allow God's Word to speak and teach you each step of the way. It is vitally important for you to begin each day in prayer, seeking God to reveal His Word to you and helping you to put aside all your preconceived ideas. If you come to Him with a teachable spirit, He can open your eyes of understanding. If you come already having determined what it all means, you may come away frustrated because everything doesn't fall into a nice neat little package for you. Nothing with rock your doctrine of eschatology like coming to the book of Revelation thinking that you already know all the answers!

This is not a course for any commentary work. We want to allow Scripture to speak for itself, so please don't run to a commentary to see what someone else thinks about a particular chapter. There will be time for that later.

One warning. Revelation clearly shows how Satan will be defeated in the end. This is not something that he wants you to know or understand. He will do anything in his power to keep you from studying this book. Be prepared for a battle, and don't let the enemy win. Greater is He that is in you than he that is in the world. Like Daniel, make up your mind that no matter what, you will be faithful!

Now with all that said, let's dig in to this amazing book.

Day 1

You are about uncover the events of Revelation. In order to do this, we are going to walk through the book four times. Each time we will approach the book a little differently.



You should have your observation worksheets for the entire book of Revelation. You will want to use the worksheets from part one which you have already marked. You marked chapters one through five. Add to that the new chapters 6-22. You also should have started an index card that you used to mark your key words. We are going to be adding more words to that index card.

1. Check you key words marking card and if you didn't mark the word looked (saw, seen, see) and the word hear, you want to add them to your card and mark those words all the way through the book. I use a little pair of blue glasses for see and a little green ear for heard. You mark it any way you want to, just make sure that you mark it the same way each time.
2. Read chapter 1 of Revelation. After you are done answer these questions to keep you grounded in the flow of this book.
 - a. Is this one revelation or a series of revelations?
 - b. Who wrote this book?
 - c. Why was he there?
 - d. To whom was the book written?
 - e. Why was he writing it? What was his purpose in writing to these people?
 - f. What three things was he to write about and what verse tells you that?
 - g. What was to be done with the letter?

Day 2 and 3

1. The first time through the book of Revelation, all we are going to do is read it and mark the key words. Make sure that you use different colors and symbols for each word so they will stand out and be easily distinguished. I can't begin to tell you how much you are going to appreciate that down the road.
2. Read through chapters 1-5 of Revelation marking these key words. You may have to read through each chapter several times until you are sure that all the words are marked.
 - a. You should already have looked (see, saw, seen) and heard on your card
 - b. After these things (make sure this stands out like a neon sign!)
 - c. Hour (you could use an hour glass of a certain color)
 - d. Saints (stick figure of a certain color)
 - e. Sealed
3. When you finish each chapter, you want to discern what the main subject of that chapter is. Many times, the key words will help you to see the main idea of the chapter. Record these chapter themes on the "At a Glance Chart" at the end of this lesson on page 5.
4. Now look at your chart and answer the following questions.
 - a. Of these first five chapters, which one tells what John saw?
 - b. Which chapters tell the things that "are" at the time that John is writing this letter?
 - c. Which chapter begins the segment of "The things that shall take place after these things?"
5. You may want to draw these divisions in the "segment" portion of your "At a Glance Chart."

Day 4 and 5

1. Over these next two days you are going to be reading chapters 6-11 and marking all the same words but we are going to add some more. (Don't mark hour in chapter 8:1 since it only refers to a half an hour.)
 - a. Wrath
 - b. Woe
 - c. Earthquake
 - d. Reign
 - e. Nations
 - f. Time reference (may want to use a big colorful clock - you want to see them!)
 - g. Mark each seal in the same way but number them accordingly  
 - h. Mark each trumpet like you did the seals with the same symbol, but numbering them accordingly. In chapter 10 you want has not been sounded yet.
 - i. Keep marking time references.
2. Record the main ideas of each chapter on the "At a Glance Chart" on page 5.

Revelation At a Glance Chart

Book Theme:

Author:

When Written:

Key Verse:

Key Words:

	Chapter Themes:	Segment Divisions:
	1	
	2	
	3	
	4	
	5	
	6	
	7	
	8	
	9	
	10	
	11	
	12	
	13	
	14	
	15	
	16	
	17	
	18	
	19	
	20	
	21	
	22	

Revelation Part 2
Lesson 1
Overview

What will it be like when the seven bowls of God's wrath are poured out upon the earth? That is what we will discover this week as we finish overviewing the book of Revelation.

Day 1 through 5

1. Your assignment is to finish the book of Revelation as you read and mark the key words from Revelation 12-22. Mark all the words that are on your card from last week and add these to your card and mark them as well.
 - a. Dragon
 - b. Beast (you are going to have two beasts - you want to make sure you mark them in a way that you can tell the two apart.
 - c. Image
 - d. Mark
 - e. Sign
 - f. Babylon (also mark the woman referred to as Babylon in the same way)
 - g. Plague (mark these the same as the bowls - mark these the same as you did the seals and the trumpets)
 - h. Spirits and/or demons
 - i. Don't forget the time references. Timing in a study of Revelation is vital!

2. Record the main theme of each chapter on page 5 of lesson 1.

Revelation Part 2
Lesson 2
Overview

Please don't skip this assignment and that of the next two weeks. If you want to be able to put together this book, and see the events as they take place, NOTHING will help you do that like this assignment. These are the most important three weeks when it comes to understanding this book. Give it your best and let God do the rest.

For the next three weeks we are going to be drawing out the events that occur in chapters 4-22. I will be the first to admit that I am no artist, and you don't have to be either. We just need to draw on your creative powers.

So grab some paper and some colored pencils and get your creative juices flowing!


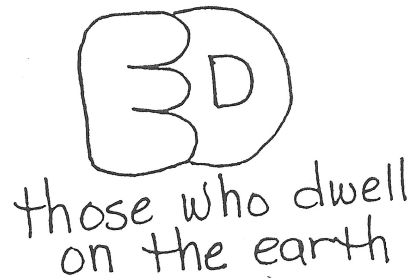



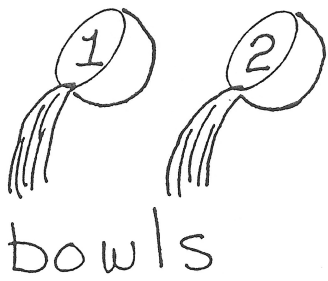

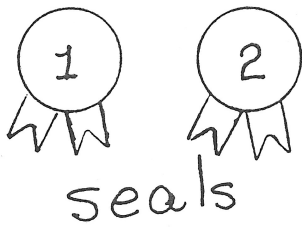
Day 1 through 5

1. You are going to draw out the events that occur in chapters 4-10 this week. Include your time phrase after these things. If you are an artist, create a masterpiece. If you are not, I gave you some hints on the next page of how I drew things out. Use stick figures, word pictures, anything you can come up with. If you are just adamantly opposed to drawing, then write verbal descriptions of what is going on in each chapter. Work on one chapter at a time. You have five days to complete seven chapters. Enjoy this assignment, it will be a blessing to you when it is all over!
2. Here are some guidelines that will help you.
 - a. Some events are taking place in heaven, some on earth. When drawing out the events, make sure you depict where these things are happening. You may want to draw a line across the center of your paper to divide the two (just a suggestion).
 - b. Do your best to keep all the actions of a chapter on one piece of paper. One paper per chapter.
 - c. Use words where necessary to explain events.
 - d. Start a new bookmark card for this project. There are some very important things you need to watch for as you read through Revelation for the second time.

Revelation Part 2
Lesson 3
Picturing Revelation

- i. Watch for the phrase "in the spirit." It is mentioned four times, but it is very important! You want to mark this in your observation worksheets and note this phrase on your pictures.
- ii. Watch for and mark every occurrence of the word "throne." Make sure you include the throne in your drawings.
- iii. Watch for and mark when the great day of God's wrath comes. Make sure you note that on your pictures as well.
- iv. Mark the mentions of the words sounds, thunders, lightnings as well as earthquakes. Make sure you note when these occur on your drawings.
- v. You should have marked your seals, trumpets, and bowls. These need to be included in your drawings.
- vi. You have marked the time references. When you draw your pictures, include the time reference of how long events will last, people will rule, etc.
- vii. The last thing that you want to watch for and mark are groups of people such as the Godhead, the two witnesses, those who dwell on the earth, saints, the 144,000, etc. Mark each group in a distinct way and include them in your pictures.
- viii. Last, but certainly not least, you need to mark the mentions of singing and praising. Who is singing and to whom? Where is this going on? Make sure that you show those actions in your pictures as well.

Revelation Part 2
Lesson 3
Picturing Revelation



Revelation Part 2
Lesson 3
Picturing Revelation

Here is something that should bless your socks off. If you go back and look at your pictures, almost everyone should have a picture of God seated on His throne! No matter how bad things will get in the future, no matter how bad things might be in your life - remember, God is still on that throne. He is still in charge. He is still in control. Cling to Him and trust Him. He is faithful to the very end!

Day 1 through 5

You are going to draw out the events that occur in chapters 11-16 this week. Include all the words, people, and events that we put onto that card from last week.

Keep working on this project diligently. You are only going to get out of this study what you are willing to put into it. I know this is time consuming and thought provoking. We are not used to thinking this hard so that we can communicate something in pictures, but that's the whole point. You have thought about it enough to be able to put it down in pictures. Those pictures will blaze themselves on your mind. You should be able to close your eyes at night and vividly see all that you have drawn. Revelation will become part of you. This is a very important part of becoming familiar enough with the book of Revelation to study the book of Revelation.

Enjoy the process for you will learn much!

Revelation Part 2
Lesson 4
Picturing Revelation

We come to the end of the story, the part where we win! This should be an encouragement to us that we are on the winning side! There will be an end to the pain, sorrow, suffering, and death. We will take our place in the wedding feast of the Lamb and the unrighteous will take part in the great supper of God.

Day 1 through 5

We are coming down the home stretch. You are going to finish sketching the book this week as you complete chapters 17-22.

Finish well, these are the last couple of chapters. Be encouraged as you see that God continues to be on His throne. He is not moved, He is not concerned. He is the Victor as Jesus comes to rule and to reign as King of kings and Lord of lords.

Revelation Part 2
Lesson 5
Picturing Revelation

The judgment of God is about to fall upon the earth, ushered in by the four horsemen. This time through the book of the Revelation, we want to begin to understand the three series of judgments: the seals, trumpets, and bowls.

Day 1

Let's head through Revelation one more time. Over the next couple of weeks, we are going to focus in on the judgments. We want to begin to see how various events and people fit into this picture. Remember, we are still setting the context of this book. We have gone through it twice: once to see how it was set up, and once to picture the events in each chapter.

1. Prayerfully read through Revelation 4 and 5. Remember that God is the One who can open the eyes of our understanding, that all wisdom and knowledge dwell in Him. You also need to remember that we will not understand everything and that is okay! Just be diligent about your work, and trust that God will reveal truth little by little.
2. Read through these chapters again and carefully watch all the words that you have marked. Now take a minute to close your eyes, and see if you can see the events taking place in these two chapters. Watch the worship, the excitement, and the joy surrounding the events.
3. Now let's read through these chapters one more time. This time add a couple more words to your book mark and mark them as you read. Here are the words that you want to mark.
 - a. Blood (make sure you notice or mark whose blood is being mentioned)
 - b. Book
 - c. Seals (you should have marked this in chapter six, make sure you marked it in five as well).

Day 2 through 5

1. **Read through chapters 6-8 slowly and carefully. These are the only chapters we are looking at right now.** On the next several pages (19-23) you will find a chart entitled "Seven Seals, Trumpets, and Bowls." As you read about the seals and the trumpets, you are going to record everything you can about what happens when the seal is broken or when the trumpet sounds, in the appropriate column. Include the chapter and verse where you find the information. There is a space between these columns, **don't write anything in these spaces at this time!** I have put these charts on different pages so that you can lay the complete chart out with pages side by side and see everything all put together.
2. Read through these chapters again. As you do make sure that you have marked all the key words. Fill in any information that you may have missed on the charts on pages 19-23.
3. Read through these chapters again making sure that you mark any mention of time. It is important to see what follows what so that you see the timing of the events.
 - a. Now its time to fill in the spaces between the seals, trumpets, and bowls. In a different color, so that it stands out, note when the great day of God's wrath begins.
 - b. Also note when the three woes occur in relationship to the trumpets.
4. Watch the people that are involved in the chapters. What happens to various people, when does it happen to them, and how are they related in time with these judgments that we are looking at. You may want to use the back of your chart to make some notes on these things, or you can use a separate piece of paper. Remember, we are only covering these three chapters this week.

Revelation Part 2
Lesson 6
Seals, Trumpets, Bowls

Seven Seals, Trumpets, and Bowls					
	First		Second		Third
Seals					
Trumpets					
Bowls					

Revelation Part 2
Lesson 6
Seals, Trumpets, Bowls

Seven Seals, Trumpets, and Bowls			
	Fourth		Fifth
Seals			
Trumpets			
Bowls			

Revelation Part 2
Lesson 6
Seals, Trumpets, Bowls

Seven Seals, Trumpets, and Bowls			
	Sixth		Seventh
Seals			
Trumpets			
Bowls			

Revelation Part 2
Lesson 6
Seals, Trumpets, Bowls

How do the seals, trumpets, and bowls relate to each other? Do they happen at the same time, different times, or does one come from the other? When do they occur, and how are they related to the woes and to the day of God's wrath? When in the midst of all these events does the kingdom of the world become the kingdom of God? These are some of the things we want to wrestle with this week. Remember, we are putting this together precept upon precept, line upon line, here a little, there a little. Things will begin to make more sense as we slowly make our way through this book again.

Day 1 through 5

As we begin to look for relationships between things, make sure that you spend time in prayer asking God to reveal things to your heart and mind. I know this can get overwhelming and confusing, but God can bring much into focus if you give Him the opportunity. It will take time and work on your part. It will also take your willingness to let go of teachings that you have heard, and allow God to speak to you through His Word!

1. Read through Revelation 9-19, one chapter at a time. Continue to record your insights on the chart "Seven Seals, Trumpets, and Bowls" from last week. Keep in mind that the only thing we are trying to focus on this week are the seals, trumpets, and bowls and their relationship with one another.
 - a. Mark the key word "bowls" if you haven't done that.
 - b. Mark time phrases.
 - c. Watch for any mentions of trumpets and woes. Make sure to add them to your chart.
 - d. Note on your chart any mention of when the wrath of God is finished and when the mystery of God is finished.
 - e. Note on your chart when the kingdom of the world becomes the kingdom of our Lord and when He begins to reign.

Revelation Part 2
Lesson 7
Seals, Trumpets, Bowls

2. Now, with all we have done, how do you think the seals, trumpets, and bowls relate to each other and why do you think that? Don't worry if there are things that you still don't understand, and don't think at this point in time you are going to have a complete timeline of events in your head. Just concentrate on the events of the seals, trumpets, and bowls. The rest will come later.

There are events that are coming to this world; things that must shortly take place. Do we need to stand in fear, or can we stand with confidence? Let's not get caught off guard, but prepare ourselves by allowing God to teach us how to stand, and how to share with others about the things that must shortly take place.

Day 1 through 5

1. You were to mark the phrase "in the Spirit" in a previous lesson. Four times this is mentioned in the book of the Revelation and each time John was transported to a new scene. You are going to look up each of these references and notice what happened immediately before and note the things that happen in the chapters after. Record only what you observe in the text. Don't read anything into this assignment. Let Scripture speak for itself. Observe each instance well. Take your time and allow God to speak to you!

a. Revelation 1:10

b. Revelation 4:2

c. Revelation 17:3

d. Revelation 21:10

2. Do you see any parallels between the occurrences of this phrase? If so, note them below.

3. Now we are going to take a look at a couple of other key words and how they are used throughout Revelation 4-22. Just work on one word at a time. Follow it through the book, reading it in context, and asking yourself the 5 W's and H on each occasion. Make a list of all that you learn about each of these words. I have left you a couple of pages to make your lists on at the end of the lesson.
4. When you are done making a list of what you have learned, go back to your chart "Seven Seals, Trumpets, and Bowls" and mark the words on the chart the same way you did on your observation worksheets. Take notice of where these things occur.
5. Take your time on this assignment and you will begin to watch your hard work pay off. You should begin to observe how things tie together.

Key Words

Wrath	Woe	Earthquake	Plague	Blood
6:16-17	8:13	6:12	9:18, 20	5:9
11:18	9:12	8:5	11:6	6:10, 12
12:12	11:14	11:13, 19	15:1, 6, 8	7:14
14:10, 19	12:12	16:18	16:9, 21	8:7, 8
15:1, 7	18:10, 16, 19		18:4, 8	11:6
16:1, 19			21:9	12:11
19:15			22:18	14:20
				16:3, 4, 6
				17:6
				18:24
				19:2, 13

List of Key Words

List of Key Words

List of Key Words

The Wrath of God - what is it? What will it be like?

Day 1

This week we are going to be looking at chapters 11-16. Your assignment for each of these chapters will be to read through it and note everything that John saw, and each action that is taking place. With repetition comes learning. The more we do exercises like these, the more things will begin falling into place.

1. Today read chapters 11 and 12 and note all that you learn. Remember to record time phrases in these events. If you need more space, use a separate piece of paper.

Day 2

1. Work through chapter 13 today. Make sure to let the text explain the text. It is very important that you don't read into this!

2. In chapter 13 the mark is brought up. Let's read through some other places to find out how that mark affects people. Read each occurrence in context and record what you learn about the mark and the people who take it and those who refuse it.

a. Revelation 13:16-18

b. Revelation 14:9-11

c. Revelation 16:2

d. Revelation 19:20

e. Revelation 20:4

Day 3

1. Work through chapters 14-16 today. Note all that you observe.

2. We are going to follow the usage of "sign" today. Note what the signs are and if any of the signs are explained. You will need to read the passages in their context to complete this question.

a. Revelation 12:1

b. Revelation 12:3

c. Revelation 15:1

Day 4

1. You will find a chart called "Key People and Personages of Revelation" on pages 40-42. Go back through the chapters you read this week and record what you learned about the people on this chart. Again, record only what is there, don't add anything to the text. Take your time though this. It will be helpful to understand the timing of events.
2. Record any questions you might have about these people in the space below. It is helpful to write out your questions because it keeps them on the forefront of your mind.

Day 5

1. The last thing you are going to do this week is go back to the chart on the seals, trumpets, and bowls. In those "in between" spaces see if you can record the following. You may not see them all, but just looking and thinking about them will be very helpful in processing the events.
 - a. Revelation 15:1 tells us when the wrath of God will be finished. Note this on the chart and how it relates to the seven seals, trumpets, and bowls.
 - b. If you have any idea where the mark of the beast is given in relationship to these judgments, mark that in. You may not see a specific time, but you may be able to narrow it down to a time period.
 - c. Note any special events that happen to the specific people on the chart you filled out yesterday and add those to your chart. Where the two witnesses are killed, etc.
 - d. Note where there is a gathering for "the war of the great day of God, the Almighty."
 - e. If there is enough information given to place these next events, mark them next to the seal, trumpet, or bowl. If there is not, again the process of thinking through all these events and looking for where they might occur is very important.
 - i. When the hour of His judgment comes
 - ii. When Babylon falls
 - iii. When the wine press is trodden outside the city

We will build on all of this in part three when we begin to build a timeline of events. Remember it is a building process and it takes time, but it will be worth it in the end. Keep on pressing on my friend. You will be blessed!

Key People and Personages of Revelation		
Woman	Dragon	Beast

Key People and Personages of Revelation		
Spirits/Demons	Two Witnesses	Saints

Key People and Personages of Revelation	
Nations	Babylon

Mystery, Babylon the Great, the Mother of Harlots. What is she? Is it a city, a religious system, both? What role does "she" play in the last days?

Day 1 and 2

1. The third time that John was in the Spirit is mentioned in Revelation 17. Read through this chapter and mark all the key words that you may have missed, and write down the events as they occur. Go back to the chart from last week on pages 40-42 and record what you learn about the woman (Babylon) and the beast in this chapter. Take your time. This is a very difficult passage of Scripture.

Day 3 and 4

1. You are going to work through chapter 18 today. Make sure that you mark "city" as a key word through this passage along with any of its pronouns. Record all that you learn from this chapter. Make sure you record your information on the charts as you did yesterday.

Day 5

1. Now for some tough questions. Think through them carefully, pray about your answers, and see what you come up with. Don't get frustrated if you don't know the answers or the complete answer. Scholars are still fighting about these chapters!

a. Is the description throughout chapter 17 and 18 the same Babylon or two different Babylons? Look at your observations and compare them. Give a reason for your answer?

b. How would you describe Babylon? Is she a religious system, a political system, a literal city, a person?

c. What is Babylon's relationship to the beast and the kings of the earth?

d. What is her relationship to the nations?

e. What is her relationship to the bond-servants (or saints) of Jesus Christ?

What will happen to all those - the great and the small - who have refused to believe on the Lord Jesus Christ?

What will a just God do with them?

Day 1 and 2

1. Read through Revelation 19 and 20. Do your observation worksheets. Mark all the key words that you have been marking through Revelation.
2. List all the events that occur in these two chapters. Note people involved and the order of events. Be specific as you record this information.

3. Review the events that occur in 19 and 20 to see where these events take place in comparison to the seals, trumpets, and bowls. If you can find a place where they fit, mark this on your seals, trumpets, and bowls chart.

Day 3

1. Let's focus on chapter 20 for a time. Sketch out a timeline of events. Don't read anything into the text, just record what you see in the order in which it occurs.

2. Now let's look at the issue of judging. Read through Revelation 20:11-15. Answer all these questions from this information in these couple of verses. If you can't find the answer, then leave the question blank.

- a. Who is being judged? Where do they come from?

- b. Who does the judging?

c. What is the basis of the judgment? How are they judged?

d. What is the judgment? Why?

e. Where does this judgment take place?

f. When does it occur?

3. Revelation 20:12 and 20:15 refer to the book of life. There are also references in Revelation to the "Lamb's book of life."

a. Are these two separate books or is it the same book referred to in a different way? Before you answer that question, look up the following verses and see what you learn from each verse. Make sure that you read each verse in its context.

i. Exodus 32:32-33

ii. Psalm 69:28

iii. Revelation 3:5

iv. Revelation 13:8

v. Revelation 17:8

vi. Revelation 21:27

b. Now from the passages that you read, do you think that it is one book or more than one book.

Day 4

1. You've seen that those before the great white throne are judged according to their deeds. Look up the following passages. Note what you learn about a person's deeds and what a person's deeds say about them.

a. Revelation 22:12

b. Romans 2:5-11

c. Matthew 7:15-27

2. When men are judged, will there be a difference in the degree of their punishment? Look up these verses and note what you learn.

a. Matthew 10:5-15

b. Matthew 11:20-22

c. Matthew 12:41-42

d. Luke 11:29-32

e. Mark 12:38-40

3. Summarize what you've learned about the judgement of God.

Day 5

1. Take time to think through all that you have looked at this week. How can you use this information to help you when you are witnessing to someone or sharing the gospel? Be specific and write out your thoughts. By the act of writing things out, it will help you to solidify these concepts in your mind.

Revelation Part 2
Lesson 11
Chapter 19-20

Are you having trouble persevering through tough times? Jesus is supposed to be our "hope of glory." Why can't we keep our eyes fixed on that hope when we are going through the tough times? Maybe we need to see what John saw when he was carried away "in the Spirit." If we can allow this image to burn itself in our minds, maybe it will help us to look at our afflictions in the light of what is before us through eternity.

Day 1 and 2

1. Work on your observation worksheet on Revelation 21. List everything that you learn about the New Jerusalem. Make sure that you list the verses with your observations. Use another sheet of paper if necessary.

2. Revelation 21:10 talks about the last time that John was carried away in the Spirit. Contrast this to what happened when this occurred in Revelation 17:3. Compare these two instances and record what John saw each time.

Revelation 17	Revelation 21

Day 3 and 4

1. Let's turn our attention to chapter 22. Do your observation worksheet on this chapter.
2. Add any new insights about the New Jerusalem that you listed yesterday.
3. Now list everything that you learn about the bride, the nations, and those outside in chapter 21 and 22.

The Bride	The Nations	Those Outside

4. From what you have observed in Revelation 21-22, where will those outside be? Give your reason for your answer.

Day 5

1. Read through Revelation 2 and 3 and list what is promised to those who overcome. Record this in the first column. Then read through Revelation 21-22 and record any parallels you see.

What Overcomers Receive	Parallels in Revelation 21-22

5. What parallels do you see between Revelation 1 and Revelation 22? Read through them both and note the parallels on the chart below.

Revelation 1	Revelation 22

d. What, if anything, did you learn from this study that is beneficial for your day-to-day life?

e. What truths did you learn from Revelation that can be used of God to sustain you when life gets unbearably rough?